






Nectar Taste-Testing

Buy four to five different juices. Select 100% fruit juices. Using small paper cups, have children taste (and smell) a sample of each juice. You could make the event into a guessing game. Or you could do a charting activity by letting children put their nametag below their favorite juice. Which was the most popular fruit juice? You may also want to share this activity with parents by filling out a nectar taste-testing chart for each child. Simply place a small sticker or star under the child's given response for each juice. If a child does not wish to taste a particular juice, simply write "No Thank You" across the columns.

 pineapple juice	 grape juice	 peach juice
Joel	Jen Tony	Lily Karl Toby